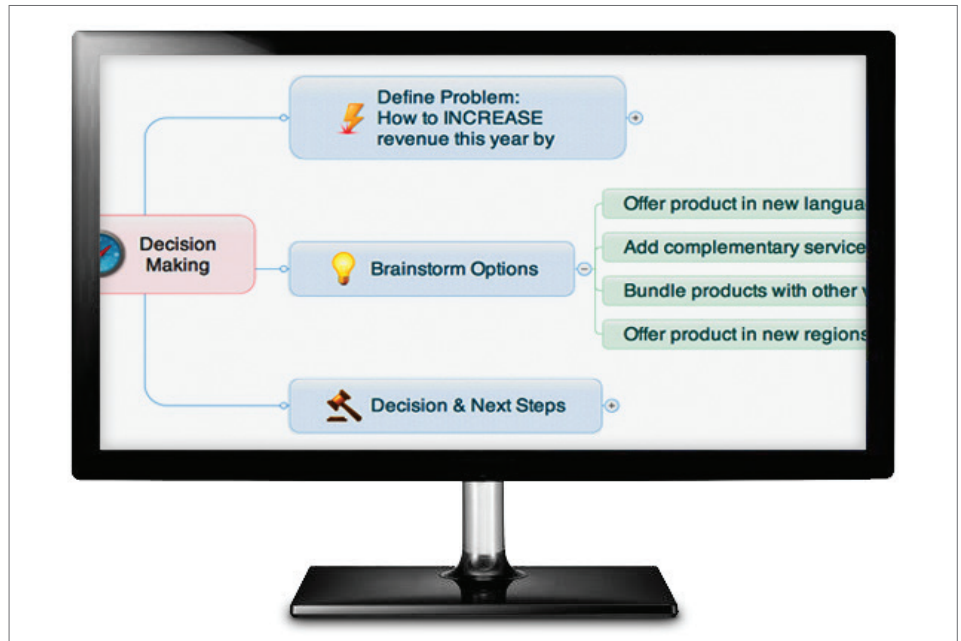


MindManager for Windows

A Visual Framework for Getting Work Done

Use MindManager mind maps and diagrams like virtual whiteboards to capture and organize your best thinking. Easily create visual information maps, flowcharts, and concept maps.

MindManager gives you a better way to gather ideas, present information and develop project and business plans using a visual framework that improves productivity and communication.



Customer Uses:

- Brainstorming and Problem Solving
- Individual Productivity and Task Management
- Information Management
- Meeting Management
- Project Planning
- Process Analysis
- Business/Strategic Planning
- Authoring and Presentation Creation
- Organizing Research

Key Capabilities:

- Industry-leading mind mapping
- Project planning templates and tools, including Gantt chart views and export to Microsoft® Project®
- Business analysis templates and charts
- Flowcharts and diagrams
- Budgeting tools and financial calculations
- Microsoft Outlook® and Office® integration
- Data integration options and APIs

Technical Requirements

Supported Operating Systems:

- Microsoft® Windows® 10 32-bit and 64-bit
- Microsoft® Windows® 8 and 8.1, 32-bit and 64-bit
- Microsoft® Windows® 7 32-bit and 64-bit (includes Service Pack 1 released in Feb, 2011)

System Requirements:

- IBM® or compatible Pentium® processor (1 GHz or greater)
- 2 GB RAM or greater
- 830 MB available disk space
- SVGA (1024 x 768/16-bit color or greater)
- Microsoft .NET 4.0 or higher

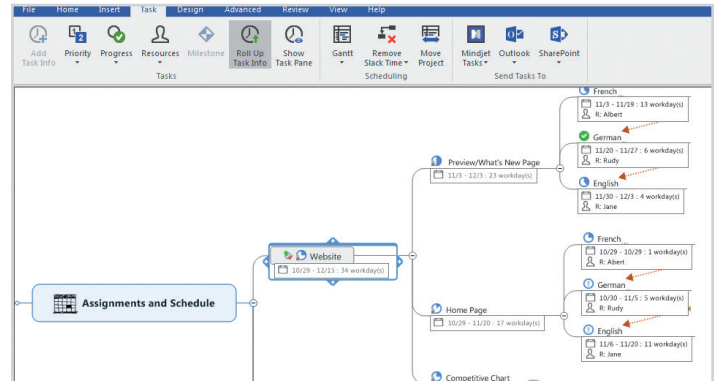
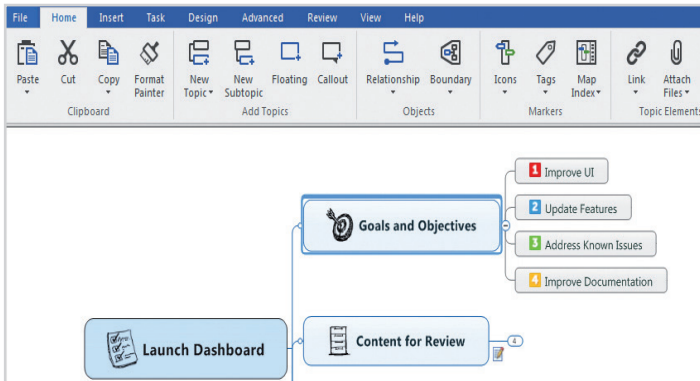
Additional requirements to use certain features:

- Microsoft Office Professional 2010, 2013 or 2016 (32-bit and 64-bit)
- Microsoft Project® 2010, 2013 or 2016 (32-bit and 64-bit)
- Internet Explorer 9 or greater
- Mozilla® Firefox® 9.0 or greater
- Google Chrome™ 16.0 or greater
- Adobe® Acrobat® 9.2 or greater
- Adobe Flash® Player 10 or greater
- Broadband Internet Connection

A free 30-day trial is available at www.mindjet.com

What's New in MindManager 2016 for Windows

- New templates and diagram tools for creating flowcharts and concept maps, with the same advanced capabilities and intelligence of MindManager maps
- Mind maps and diagrams in a single view
- A more intuitive user interface with quick access to map sharing
- Multi-monitor support that makes it easy to work on multiple maps at the same time
- New Mindjet Upgrade Protection Plan (optional) provides guaranteed access to new features and telephone helpdesk support



Overcome Overload and Organize Your Work

Use MindManager to clearly lay out ideas, information and tasks to be completed, all in a single view. With MindManager you can save time and prioritize your work:

- Brainstorm and take notes, then simply drag and drop to organize conclusions and identify next steps.
- Add icons, images, and task due dates to prioritize your work.
- Organize information from multiple sources in a single dashboard. Add notes, hyperlinks, and attachments, and even import emails and tasks from Microsoft Outlook.
- View relevant information in the embedded browser and eliminate time wasted looking for documents or switching between applications.
- Expand, contract and filter map topics to stay aware of the big picture as you work through all the details.

Manage Projects and Develop Strategic Plans

Turn ideas into action -- use MindManager's visual format to create, validate, and optimize business requirements, project schedules, workflows, competitive research, budget assumptions, and strategic priorities. With MindManager you can:

- Create project and business plans more easily using templates and pre-built map topics.
- Develop more realistic project plans by clearly mapping out tasks, resources and schedules, while visually highlighting dependencies. Use integrated Gantt chart views to identify conflicts and adjust timelines.
- Incorporate budget or forecast information into any planning map, and MindManager will instantly calculate and display the results of any changes.
- Easily create flowcharts and systems diagrams to complement project maps.
- Export as needed to Microsoft Project or Excel.

Communicate Clearly and Drive Decisions

Seeing is understanding. MindManager can help you communicate persuasively, drive decisions and clarify action items:

- Review meeting agendas and encourage participation by adding notes and identifying issues in real time. Easily share completed meeting maps detailing action items.
- Use MindManager's presentation features to move easily from map to slide view. Add comments and highlight connections while you build out ideas. Export to PowerPoint as needed.
- Tailor communications to meet the needs of your audience by selectively using flowchart, concept map, mind map, and/or Gantt chart views. Icons and markers focus attention. Instantly open attachments and web links to answer questions, without disrupting the flow of your presentation.

Mindjet, the Mindjet logo and MindManager are registered trademarks of Mindjet, in the U.S. and other countries. Microsoft, Microsoft Windows, Microsoft Office, SharePoint, PowerPoint, Excel and Outlook are trademarks of Microsoft Corporation, in the U.S. and other countries. Mac is a trademark of Apple, Inc. in the U.S. and other countries. IBM is a trademark of IBM Corporation, registered in many jurisdictions worldwide. Mozilla and Firefox are registered trademarks of the Mozilla Foundation. © 2012 Google Inc. All rights reserved. Google and Chrome are trademarks of Google Inc. Adobe, Acrobat, and Flash are registered trademarks of Adobe Systems Incorporated in the U.S. and/or other countries.